



Name: _____

Vorname: _____

Klasse: _____

Die Aufgabenblätter sind Bestandteil der Prüfungsarbeit und müssen mit Ihrem Namen versehen werden.

Schriftliche Prüfung

Fach: Englisch — Leseverstehen (60 Minuten)

Dauer: 90 Minuten

Name: _____ Vorname: _____

Leseverstehen**Part 1****Reading for Gist**

Read the following five texts about New York (A–E) carefully. Then match 5 of the 7 statements to the texts.

Attention: There are 2 statements that do not belong to any of the texts.

Lesen Sie die fünf folgenden Texte (A–E) sorgfältig und ordnen Sie diese dann den Aussagen zu.

Achtung: 2 Aussagen treffen auf keinen der Texte zu.

1. It is an interesting area when you go out.
2. It is a well-known sight that was given to the Americans.
3. It is a popular skyscraper and also a place where many people work.
4. It is much bigger than tourists from other countries think.
5. It is the highest skyscraper in the US.
6. You can do sports there in every season.
7. You only go there at night.

A	B	C	D	E

je 2 Punkte**Punktsumme: ____/10**

Schriftliche Prüfung


Fach: Englisch — Leseverstehen (60 Minuten)

Dauer: 90 Minuten

Name: _____ Vorname: _____

NEW YORK

A



New York is the biggest city in the US. There are more than 8 million New Yorkers. New York city is in the state of New York, but it's not the capital. The capital of New York state is Albany. When foreigners talk about New York they often mean Manhattan. But Manhattan is just one of the five boroughs of New York. The others are Brooklyn, Bronx, Queens and Staten Island. Manhattan is an island and you can take a boat trip and go all the way round.

Central Park

B

Central Park is in the middle of Manhattan. It is a wonderful place to relax. Central Park is the second biggest city park in the world. Only the English Garden in Munich is larger. People go jogging in Central Park, they lie on the grass and have picnics in the summer, and in the winter they go ice skating on the lake. In summer there are often open-air concerts there.




Statue of Liberty

C

The first famous monument you go past when you get to New York by boat is the Statue of Liberty. It is 102 metres high. Visitors can go up to the very top. The Statue of Liberty was a present from the people of France to the American people.



D



The Empire State Building

It is not the tallest building in America but it's one of the most famous. It's 443.5 metres high. There are lots of offices in it. There are more than 70 lifts. The visitors' centre is on the 85th floor. From there the view is wonderful.

Times Square

E

This is the most famous square in New York. At night it's spectacular. You can see hundreds of advertisements on enormous screens. There are lots of restaurants, cinemas and theatres in and near Times Square.



Name: _____ Vorname: _____

Part 2

Reading for Detail

Read the following text carefully. Tick (ü) the correct solution (a, b or c).

Lesen Sie den folgenden Text sorgfältig durch. Setzen Sie ein Häkchen hinter die richtige Lösung (a, b oder c).

ON THE UNDERGROUND

Martin and James were on the Underground. They were going to the London Transport Museum. At Green Park Station a young man got on the train and sat down near the boys. He got off at the next station. But he left something on the seat. It was a green bag. James looked at the signs about bags. Perhaps there was a bomb in the bag?



The train started. Suddenly James jumped up and pulled the emergency brake. The train stopped quickly and everybody looked at the two boys. "Oh James, what have you done now?" Martin asked. When the guard arrived, he pointed to the green bag. "Somebody left his bag here."

"Don't touch it," the guard said. "Everybody get off the train and leave the platform. You two boys come with me. I'll phone the police."

The boys went to the station office in the street. After five minutes the police came. One policeman waited with the boys and asked questions. Some other policemen went to the train. Twenty minutes later a policeman came into the office. He was smiling. "Here's your bomb," he said. He put a box of CDs on the table.

"I'm very sorry," said James. "Perhaps I've seen too many detective films." "We saw the warning sign in the train," said Martin. "It said 'Pull the emergency brake' – and that's what we did." - "You did the right thing," said the policeman.

James and Martin left the station office. Martin looked at his watch. "It's half past three," he said. "Come on, James. We can still go to the Transport Museum." - "All right," said James, – but let's go by bus."

Now do the task on the following page.

Nun bearbeiten Sie die Aufgabe auf der folgenden Seite.

Name: _____ Vorname: _____

Tick (ü) the correct solution (a, b or c). There is only one possible solution.

Setzen Sie ein Häkchen hinter die richtige Lösung (a, b oder c). Nur eine Lösung ist richtig.

1. The man

- a) got off the train without his bag. q
- b) left his bag in the station. q
- c) left the train at Green Park Station. q

2. One of the boys

- a) opened the bag. q
- b) phoned the police. q
- c) stopped the train. q

3. The boys

- a) were listening to CDs. q
- b) were questioned by the police. q
- c) were waiting at the police station. q

4. James

- a) acted correctly. q
- b) didn't notice the sign. q
- c) saw the sign on the station wall. q

5. James and Martin

- a) changed their plans. q
- b) continued their journey. q
- c) were late for the museum. q

Name: _____ Vorname: _____

Part 3

Selective Reading

Read the statements and the following signs. Find the suitable sign for the situations that are described. Then decide whether the statements are true – then tick (P) “true” – or false – then tick (P) “false”.

Attention: There are more signs than statements.

Lesen Sie die Aussagen und anschließend die Hinweistafeln. Finden Sie die passende Tafel für jede Situation. Entscheiden Sie, ob die Aussagen richtig oder falsch sind. Setzen Sie jeweils einen Haken (P) in das Kästchen bei 'true' (richtig) oder 'false' (falsch).

Achtung: Es gibt mehr Hinweistafeln als Sie benötigen!

true false

You stay on a campground for some days.

You must be careful because wild animals can come there.

q q

You want to go camping in a National Park.

You can book a campsite before you visit the park.

q q

You want to visit some National Parks.

You can spend less money with a special passport.

q q

You like fishing.

You can fish everywhere.

q q

You want to stay in a park for a night.

You can put up your tent wherever you like.

q q

je 2 Punkte

Punktsumme: ____/10

Leseverstehen

Gesamtpunktzahl: ____/30

Schriftliche Prüfung

Fach: Englisch — Hörverstehen (30 Minuten)

Dauer: 90 Minuten

Name: _____ Vorname: _____

SAFETY PRECAUTIONS

For your safety and the protection of this park.

Please ...

Observe posted speed limits.

Report all accidents to a park ranger.

Drive vehicles only on the roads.

Camp only in designated camp sites.

- PLEASE -

Do not feed the Birds and Animals

WHY?

IT RUINS THEIR SURVIVAL HABITS

- AND -

THEY BITE.

Entrance Fees and Golden Passport

What does it cost to use the national parks?


Very little ... but usually something.

There are entrance fees of about \$2 to \$3 per vehicle.

There are camping fees, too, if you are a camper. No camp site can be reserved. They operate on a first-come, first-served basis.

Golden Eagle Passports cost only \$10 for one calendar year and will save you entrance fees if you plan many visits to one or more parks.

Bear Country



All Bears Are Dangerous

Bears Enter This Campground

Keep A Clean Camp


Use Extreme Caution

YELLOWSTONE NATIONAL PARK



There are 41 National Parks in the USA. There are hotels, camp sites and small shops for the tourists. The parks are very big –Yellowstone Park is 100 km from north to south and 90 km from east to west.

FISHING IN THIS AREA



RESERVED FOR THE BIRDS

Schriftliche Prüfung

Fach: Englisch — Hörverstehen (30 Minuten)

Dauer: 90 Minuten

Name: _____ Vorname: _____

Hörverstehen

Part 1

Listening for Gist

You are going to hear five short texts about rainy days. First read the statements below. You have 60 seconds to do this. After you have listened to each text, decide whether the statements are true – then tick (P) “true” – or false – then tick (P) “false”.

Remember you can mark your answers while you are listening. You will hear the texts twice.

Sie werden fünf kurze Texte über verregnete Tage hören. Lesen Sie zuerst die unten stehenden Aussagen. Sie haben 60 Sekunden Zeit. Nachdem Sie jeden Text gehört haben, entscheiden Sie, ob die Aussagen richtig oder falsch sind. Setzen Sie jeweils einen Haken (P) in das Kästchen bei 'true' (richtig) oder 'false' (falsch).

Sie dürfen die Aufgaben bereits während des Hörens bearbeiten. Sie werden jeden Text zwei Mal hintereinander hören.

	true	false
Marion hates all sorts of rain.	q	q
Kate likes to be alone.	q	q
Kim meets friends at home.	q	q
Jeannie sometimes enjoys going out when it is raining.	q	q
Barbara likes rain if it means colder weather.	q	q

je 2 Punkte

Punktsumme: _____/10

Name: _____ Vorname: _____

Part 2

Listening for Detail

First read the sentences below. You have 60 seconds to do this. Then listen to the text. Tick (ü) the correct solution (a, b or c).

Remember you can mark your answers while you are listening. You will hear the text twice.

Lesen Sie zunächst die unten stehenden Aussagen. Sie haben 60 Sekunden Zeit. Hören Sie sich dann den folgenden Text an. Setzen Sie ein Häkchen hinter die richtige Lösung (a, b oder c).

Sie dürfen die Aufgaben bereits während des Hörens bearbeiten. Sie werden den Text zwei Mal hören.

1. The ravens in the Tower of London

- a) can't leave the Tower. q
- b) must leave the Tower. q
- c) will leave the Tower in the end. q

2. The text says that

- a) Hector is a terrible person. q
- b) people lost their lives in the Tower. q
- c) the Tower is a new building. q

3. When Hector was in the Tower he liked

- a) parrots. q
- b) stealing food. q
- c) tourists from the USA. q

4. At London Zoo Hector

- a) attacked his keeper. q
- b) was a danger. q
- c) was in danger. q

5. Hector

- a) hides in his cage. q
- b) hurts people in the zoo. q
- c) steals coins from people. q

Name: _____ Vorname: _____

Part 3

Selective Listening

You are going to hear five short texts. First read the statements below. You have 60 seconds to do this. After you have listened to each text, decide whether the statements are true – then tick (P) “true” – or false – then tick (P) “false”.

Remember you can mark your answers while you are listening. You will hear the texts twice.

Sie werden fünf kurze Texte hören. Lesen Sie zuerst die unten stehenden Aussagen. Sie haben 60 Sekunden Zeit. Nachdem Sie jeden Text gehört haben, entscheiden Sie, ob die Aussagen richtig oder falsch sind. Setzen Sie jeweils einen Haken (P) in das Kästchen bei 'true' (richtig) oder 'false' (falsch).

Sie dürfen die Aufgaben bereits während des Hörens bearbeiten. Sie werden jeden Text zwei Mal hintereinander hören.

true false

You are travelling on a train in England and would like to have something to drink.

Someone will come through the train to sell drinks.

q q

You are listening to the radio in England and want to hear a sports programme.

The next programme is about sports.

q q

You are in a bookshop in England. You want to look at the books for another half-hour.

You can come back to the shop on Monday morning.

q q

You are at the cinema in England and you would like to have seats at the front.

The seats at the front cost £ 3.00.

q q

You arrive at your hotel in England where you have booked a double room with bath.

You can only have a double room without a bath.

q q

je 2 Punkte

Punktsumme: _____/10

Hörverstehen

Gesamtpunktzahl: _____/30